

S Part Numbers: S0305f to S0610



S0305f
Pinion Wheel Complete



S0306
White Metal Bearing For Con Rod



S0410
Fly Wheel Gear Shaft



S0412
Brake Pivot Shaft



S0417f
Double Pinion Gear



S0426
Cover Plate



S0427
Double Driving Gear



S0433
Connecting Link
In Gear Box



S0437f
Brake Shoe Complete



S0438
Brake Lever



S0449
Brake Lining



S0450
Brake Pedal



S0501
Crank



S0502
Crank Drive Shaft



S0503
Crank Lever



S0505
Main Cam O/S



S0506
Main Cam D/S



S0603
Roller



S0604
Distance Spacer



S0605
Spacer



S0607
Winged Casting



S0608
Spacer Bar 215mm



S0609
Bearing Rail Pinion Gear



S0610
Bearing Stud With Spacers

S Part Numbers: S0614 to S1101

 <p>S0614 Oil Pipe for Roller Rack</p>	 <p>S0617 Bed Guard Front</p>	 <p>S0618-9 Rear Pinion Wheel Guard</p>	 <p>S0621 Tuffnel Strip Long</p>
 <p>S0622 Tuffnel Strip Short</p>	 <p>S0701 Print Bed</p>	 <p>S0702 Upper Bed Drive Rack</p>	 <p>S0703 Register Rack O/S</p>
 <p>S0704 Register Rack D/S</p>	 <p>S0705 Chase Lock Pivot Bolt</p>	 <p>S0706-7 Bed Bearers</p>	 <p>S0708 Chase Lock Casting</p>
 <p>S0710f Chase Lock Screw with Nut</p>	 <p>S0712 Chase Lug</p>	 <p>S0714 Cleat Guide Plate</p>	 <p>S0720 Guide Block</p>
 <p>S0722 Shim Plate for Bed Rack</p>	 <p>S0726 Guide Block</p>	 <p>S0727 Guide Block</p>	 <p>S0733 Bed Guard Rear</p>
 <p>S0734 Bed Guard</p>	 <p>S0736f Standard Chase</p>	 <p>S0738 Centre Bar</p>	 <p>S1101 Main Impression Cylinder</p>

S Part Numbers: S1102 to S1203

 <p>S1102 Cylinder Gear</p>	 <p>S1103 Segment Gear O/S</p>	 <p>S1104 Segment Gear D/S</p>	 <p>S1105 Transfer Gripper Cam</p>
 <p>S1106 Swing Gripper Plunger Cam</p>	 <p>S1107 Outer Cylinder Drive Gear</p>	 <p>S1108f Impression Gripper Bar</p>	 <p>S1110 Bearing Bracket</p>
 <p>S1111 Impression Gripper Bracket</p>	 <p>S1114 Impression Gripper Hand Wheel Shaft</p>	 <p>S1119 Handwheel-Clamp Bar</p>	 <p>S1124 Compression Spring</p>
 <p>S1125 Guide Pin for S1124</p>	 <p>S1126 Pin for Slotted Lever</p>	 <p>S1127 Impression Gripper</p>	 <p>S1135 Ratchet Wheel for Packing Bar</p>
 <p>S1136 Ratchet Pawl for Packing Bar</p>	 <p>S1137 Ratchet Pawl for Impression Cylinder Packing Bar</p>	 <p>S1138 Shouldered Bolt</p>	 <p>S1139 Disengaging Bolt</p>
 <p>S1147 Impression Gripper Opening Lever</p>	 <p>S1173 Eccentric Bearing</p>	 <p>S1179 Connecting Link</p>	 <p>S1203 Top Cap D/S</p>

S Part Numbers: S1204 to S1264f

 <p>S1204 Top Cap O/S</p>	 <p>S1208 Impression Screw</p>	 <p>S1210 Impression Operating Rack O/S</p>	 <p>S1211 Guide Plate</p>
 <p>S1213 Drive Shaft</p>	 <p>S1214 Segment Gear O/S</p>	 <p>S1217 Pivot Bolt for Smoother Bar</p>	 <p>S1220 Roller Lever</p>
 <p>S1224 Impression Operating Rack D/S</p>	 <p>S1225 Lever for Impression Trip</p>	 <p>S1226 Index Bolt for Brush</p>	 <p>S1227 Pivot Bolt for S1226</p>
 <p>S1229 Fork Lever</p>	 <p>S1230 Segment Gear O/S</p>	 <p>S1236 Guide Block</p>	 <p>S1238 Lever with Handle for Impression Trip</p>
 <p>S1239 Shaft</p>	 <p>S1243 Chrome Sheet Guide</p>	 <p>S1244 Bar for Sheet Guide</p>	 <p>S1250 Cam</p>
 <p>S1253 Swing Gripper Cam Lever</p>	 <p>S1255 Cylinder Gripper Opening Cam</p>	 <p>S1263f Cylinder Bearing Journal O/S</p>	 <p>S1264f Cylinder Bearing Journal D/S</p>

S Part Numbers: S1266 to S1366



S1266
Knurled Thumb Nut



S1270
Cylinder Brush



S1276f
Roller Lever Complete



S1285
Brush Adjustment Plate



S1285f
Cylinder Brush Activating
Assembly Complete



S1291
Operating Lever



S1296
Brush Guide Basin



S1297
Brush Sludge Basin



S1298
Impression Stop Bolt



S1301
Roller Lever



S1302
Swing Arm Connecting Lever



S1305
Trip Block



S1309
Swing Gripper (Frame Only)



S1309f
Swing Arm Complete



S1310
Swing Arm



S1311
Spring Bar Complete



S1317
Swing Arm Connecting Lever Pin



S1341
Gripper Lever



S1342
Gripper Plunger



S1355
Front Lay Shoe



S1356
Front Lay Shoe



S1357
Lock Nut



S1365
Cut Out Lever



S1366
Roller Lever for Cut Out
(Adjustable)


S Part Numbers: S1367 to S1431



S1367
Cut Out Lever



S1368
Cut Out Lever



S1384
Head Lay Plates



S1401
Delivery Side Frame D/S



S1402
Delivery Side Frame O/S



S1403f
Chain Gripper Bar



S1404f
Delivery Chain Gripper



S1405
Gripper Holder



S1407
Roller Lever for Delivery Gripper Bar



S1408
Collar for Delivery Gripper Bar Shaft



S1409
Torsion Spring



S1411f
Starwheel Shaft



S1415
Delivery Chain (Pair)



S1416
Delivery Chain (Pair)



S1418
Delivery Split Gear



S1419a
Chain Guide D/S



S1419b
Chain Guide O/S



S1424
Delivery Drive Shaft



S1426
Locking Plate



S1427
Chain Sprocket Wheel



S1428
Shaft



S1429
Delivery Drive Gear D/S


























S1430
Drive Gear (Chain)



S1431
Drive Gear

S Part Numbers: S1432 to S1466

 <p>S1432 Flange Gear</p>	 <p>S1435 Flanged Shaft</p>	 <p>S1436 Delivery Intermediate Gear D/S</p>	 <p>S1438 Spigot for Intermediate Gear</p>
 <p>S1439 Chain Gripper Cam</p>	 <p>S1440 Chain Gripper Opening Cam</p>	 <p>S1442 Delivery Pile Shaft</p>	 <p>S1447 Delivery Carriage Casting Only</p>
 <p>S1448 Quadrant Gear</p>	 <p>S1449 Carriage Drive Rack D/S</p>	 <p>S1450 Carriage Drive Rack D/S</p>	 <p>S1451f Carriage Gripper</p>
 <p>S1453 Spindle for Carriage Gripper</p>	 <p>S1454 Carriage Cam Follower Lever</p>	 <p>S1455 Carriage Gripper Holder</p>	 <p>S1456 Torsion Spring Delivery Carriage</p>
 <p>S1457 Driving Collar for Carriage Drive Gear</p>	 <p>S1459f Sheet Delivery Bar Complete</p>	 <p>S1460 Carriage Drive Shaft</p>	 <p>S1461 Carriage Drive Gear</p>
 <p>S1462 Carriage Pinion Gear</p>	 <p>S1463 Shaft for Track Cam Gear</p>	 <p>S1465 Connecting Rod (Dog Bone)</p>	 <p>S1466 Driving Crank</p>

S Part Numbers: S1467 to S141



S1467
Stud for Track Cam Gear



S1468
Track cam Gear



S1469
Shaft for Track Cam Gear



S1472
Track Cam Kit



S1474
Intermediate Gear O/S



S1475
Cam for Delivery Carriage



S1479
Cable Pulley



S1480
Pivot Stud



S1481f
Sheet Guide Shaft Complete



S1482
Bracket for Sheet Guide Shaft



S1483
Cable Pulley Guide O/S



S1485a
Sheet Guide



S1485f
Sheet Guide Complete



S1492
Cable Pulley D/S



S1498
Chain Guide



S1499
Chain Adjuster



S14102
Guide Plate for Driving Crank Block



S14104
Guide Rail D/S



S14105
Guide Rail O/S



S14106
Shaft for Chain Gripper



S14107
Guard Casing



S14108
Inspection Plate for Guard Casing



S14114
Air Pipe



S14115
Pivot Stud

S Part Numbers: S14118 to S1521



S14118
Brass Guide Piece



S14119
Gripper Back Plate



S14126a
Air Blast Nozzle



S14128
Blower Connection



S14130
Air Blast Adjuster



S14142
Angle Lever



S14151
Quadrant Holder



S14152
Delivery Pile Shaft Bracket



S14153
Double Cam



S14160
Impression Stop Bolt



S14173f
Housing for Blowing
Air Control



S14180
Flanged Tube



S14183
Sprocket Wheel



S14184
Delivery Timing Flange
120 mm Dia.



S14185
Flanged Bearing Housing



S1501
Guide Bar




S1502
Delivery Board Frame
Complete



S1503
Stay Bar



S1509f
Spring Plunger Brake
Delivery Drum



S1510f
Steel Delivery Trolley



S1515
Back Plate for Delivery



S1519
Ejector Finger Shaft
Bracket D/S



S1520f
Ejector Finger Shaft Complete



S1521
Ejector Finger only

S Part Numbers: S1522 to S1582

 <p>S1522 Ejector Finger Shaft Linkage</p>	 <p>S1525 Ejector Finger Shaft Bracket O/S</p>	 <p>S1528 Delivery Table Lift Gear - Single</p>	 <p>S1529 Delivery Table Lift Gear - Single</p>
 <p>S1530 Delivery Table Lift Gear - Double</p>	 <p>S1531 Hub for Delivery Gable</p>	 <p>S1533 Delivery Ratchet Arm</p>	 <p>S1537 Pawl</p>
 <p>S1539 Delivery Wire Rope</p>	 <p>S1540 Delivery Table Cover Plate</p>	 <p>S1544 Support Arm for Guide Bar</p>	 <p>S1550 Holder for Delivery Sheet Guide O/S</p>
 <p>S1551 Holder for Delivery Sheet Guide D/S</p>	 <p>S1553 Guide Bracket Holder O/S</p>	 <p>S1554 Guide Bracket Holder D/S</p>	 <p>S1557 Sheet Back Stop</p>
 <p>S1561 Holder for Sheet Guide</p>	 <p>S1563 Holder Bar for Sheet Guide</p>	 <p>S1564 Guide Rail</p>	 <p>S1565f Sheet Guide Block Complete</p>
 <p>S1566 Sheet Guide Rod</p>	 <p>S1568 Pivot Stud</p>	 <p>S1569 Delivery Drum</p>	 <p>S1582 Guide for Delivery Rack D/S</p>

S Part Numbers: S1583 to S1615

 <p>S1583 Delivery Guard</p>	 <p>S1595f Guard Complete</p>	 <p>S15103 Delivery Front Jogger Finger</p>	 <p>S15106 Delivery Jogger Inner O/S</p>
 <p>S15106a Jogger Housing</p>	 <p>S15106k Jogger Kit Complete</p>	 <p>S15107 Delivery Jogger Inner D/S</p>	 <p>S15111f Delivery Jogger T Casting</p>
 <p>S15114 T Bar for Delivery Jogger</p>	 <p>S15115 Side Jogger Plate - Long</p>	 <p>S15116 Side Jogger Plate - Short</p>	 <p>S1601 Feeder Side Frame D/S</p>
 <p>S1602 Feeder Side Frame O/S</p>	 <p>S1603 Lever for Sucker Bar D/S</p>	 <p>S1604 Lever for Sheet Control</p>	 <p>S1605 Lever for Sucker Bar O/S</p>
 <p>S1606 Sucker Bar Carrier D/S</p>	 <p>S1607f Sucker Complete</p>	 <p>S1609f Coupling for Lever</p>	 <p>S1610 Sucker Bar Carrier O/S</p>
 <p>S1612 Link for Lever for Sheet Control</p>	 <p>S1613 Tilt Adjust Screw</p>	 <p>S1614 Sucker Bar Lever D/S</p>	 <p>S1615 Sucker Bar Lever O/S</p>

S Part Numbers: S1617 to S1662



S1617f
Sucker Bar Complete



S1619
Roller Lever for Sucker Lift



S1623
Lever for Tilt Control



S1627
Pinion Shaft



S1632
Feed Control Bar



S1633
Lever



S1634
Housing for Rack Pinion



S1636
Driving Lever



S1637
Cam Segment for Air Valve Lid



S1640
Guard Plate



S1643
Cam for Side Lay Gauge



S1644
Driving Gear D/S



S1645
Eccentric Hub



S1646
Bearing Bracket for Double Feeder Gear



S1649
Feeder Drive Gear



S1649f
Double Feeder Drive Gear with Hub (Exc)



S1650
Feed Gear with Shaft



S1653
Adjust Lever (Cricket Bat)



S1654
Pump Driving Pin




S1655
Driving Rack



S1656
Cam for Side Lav



S1659
Tiltina Lever



S1661
Double Cam



S1662
Travellina Grinner Lift Cam

S Part Numbers: S1663 to S1729



S1663
Travelling Gripper Opening
Lays



S1664
Travelling Gripper Opening
Suckers



S1665
Cam for Sucker Bar Lift



S1666
Cam for Sucker Bar Swing



S1667
Guide Bolt



S1671
Grey Cup Sucker



S1682
Lever



S1683
Cam for Travelling Gripper



S1684
Lever



S1697
Cam Lever for Travelling
Gripper



S1698
Hub for Cam Piece



S16100
Cam Piece



S16102
Cam Piece



S1701f
Blower Bar Complete



S1708
Lower Cross Bar Paper Fence



S1709
Top Cross Bar Paper Fence



S1711
Vertical Standard



S1716
Connecting Link for Blower
Adjustment



S1725
Adjustment Plate



S1725
Adjust Lever



S1726
Indicating Pointer



S1727
Feed Control Guide Block



S1728
Feeder Control Block



S1729
Adjusting Screw

S Part Numbers: S1730 to S1768




S1730
Paper Weight



S1734
Feed Control Rod




S1735
Trip Lever



S1739
Guide Block



S1742
Lever Block



S1743
Index & Check Plate



S1744
Shouldered Bolt



S1745
Feeder Ratchet Pawl



S1746
Feeder Brake Pawl



S1748
Spindle



S1749
Feeder Lift Shaft



S1750
Roller Lever



S1751
Roller



S1752
Flanged Gear



S1753
Feeder Shaft Gear



S1754
Feeder Bracket O/S



S1755
Feeder Bracket D/S



S1756
Vertical Table Rack O/S



S1757
Vertical Table Rack D/S



S1758
Lever for Feed Control O/S



S1760
Shouldered Bolt



S1763
Feed Pile Board



S1764
Scale



S1768f
Side Standard



S1774f
Extended Sheet Steadier



S1776a
Guide Rail D/S



S1776b
Guide Rail O/S



S1777
Sliding Holder Bracket



S1778
Sheet Steadier Arm



S1780
Pivot Stud for Feeder Brake Pawl



S1781
Feeder Ratchet Drum



LS1045a
Bush (S1571) for Feeder Ratchet Drum & Delivery Drum



LS1045
Feeder Shaft Conversion (S1571)



S1782
Holder for Spring Separator



S1782f
Holder for Spring Separator Complete



S1783
Sheet Separator 45°



S1784
Sheet Separator 90°



S1785
Holder for Tripping Springs



S1790f
Air Cock Complete



S1793
Gear for Feeder Lift Shaft



S1796
Double Feeder Lift Gear



S1799
Lock Nut for Side Standard



S17101
Table Rail D/S



S17101
Table Rail O/S



S17106
Stud



S17107
Shaft for Table Index Pin



S17108
Guide Rod



S17114
Bolt for Side Standard

S Part Numbers: S1801 to S190



S1801
Air Pump



S1801f
Air Pump Complete



S1802
Top Cover for Air Pump



S1803
Piston



S1805
Bush for Piston Rod, Pivot
Stud and Pivot Pin



S1806
Bracket for Air Pump



S1808
Filter Plate



S1809
Piston Rod



S1810
Lever for Clack Valve



S1812
Pivot Stud for Air Pump



S1813
Pivot Pin for Air Pump



S1814
Back End Cover for Air Pump



S1816
Nozzle Adaptor



S1817
Nozzle



S1820
Suction Adjusting Screw



S1822
Angle Lever



S1823
Clack Valve Striking Lever



S1824
Bush for Top Cover for
Air Pump



S1825
Clack Valve



S1828
Spindle for Clack Valve



S1829
Lever for Clack Valve
Striking Lever



S1833
Torsion Spring



S1901
Control Lever



S1902
Segment Lever on Shaft O/S



S1903
Cut Out Lever



S1904
Connecting Rod for Cut Out Lever



S1905
Cam



S1906
Shaft



S1907
Casing for Control Lever



S1908
Oven Door



S1909
Cam Lever



S1911
Lever Switch Control



S1915
Lever



S1916
Bearing Bracket on Gear Box



S1918
Lever



S1919
Cam Lever



S1921
Journalled Shaft for Ratchet Pawl O/S



S1922
Cut Out Lever



S1923
Cam Follower Lever



S1928
Swinging Gripper Cut Out Bar



S1930
Cam for Brake Release



S1930e
Cam for Brake Release Early S



S1940f
Suction Cut Out Lever Complete



S1951
Angle Bracket



S1952
Cam Operating Switch



S1954
Guard



S1956
Knurled Screw For Cover



S1958
Hinge for Cover Plate

S Part Numbers: S2001 to S2043



S2001
Feed Board



S2002
Feed Top Plate D/S



S2003
Fixing Plate O/S



S2004
Swing Lever Gripper Carrier



S2005f
Pull Rod



S2010
Guide Plate



S2011
Pivot Bolt for Swinging Lever



S2012
Pivot Bolt for Pull Rod



S2015
Eccentric Stud



S2017
Bearing Bracket



S2020
Connecting Rod



S2022
Shouldered Bolt



S2026
Shouldered Bolt



S2030
Travelling Gripper Bar



S2030f
Travelling Gripper Bar Complete



S2031
Travelling Gripper Mounting Plate



S2033
Holder for Lever



S2034
Fixed Gripper With Lever



S2035
Travelling Gripper Tip



S2036
Torsion Spring L/H Wind



S2037
Torsion Spring R/H Wind



S2038
Travelling Gripper Shaft



S2039
Bearing Spindle



S2043
Guide Block

S Part Numbers: S2045 to S2131



S2045
Gripper Cover Plate



S2046
Feeder T Casting



S2047
Guide Block



S2050
Packing Strip



S2051
Top Guide Plate Rail



S2052
Lower Guide Rail for
Travelling Gripper D/S



S2053
Lower Guide Rail for
Travelling Gripper O/S



S2054
Eccentric Stud for Feeder
T Casting



S2056
Pull & Push Rod



S2103f
Guard D/S



S2107
"Original Heidelberg" Plate



S2108
Motor Pulley Guard



S2111
Side Foot Board



S2112
Foot Board Support (Short)



S2113
Foot Board Support (Long)



S2118
Support Bar



S2121
Sheet Holder



S2125
Oil Guard



S2128
Oil guard



S2129
Oil Tray




S2130
Top Cover Plate



S2131
Fly Wheel Guard



S2131
Fly Wheel Guard L Shaped



S2131e
Fly Wheel Guard Early S

S Part Numbers: S2133 to S2216

 <p>S2133 Oil Guard Under Pump</p>	 <p>S2134 Oil Guard Over Drive Gear</p>	 <p>S2135 Oil Guard</p>	 <p>S2136 Oil Tray</p>
 <p>S2137 Oil Guard</p>	 <p>S2141 Angle Tube for Hose</p>	 <p>S2147 Guard for Angle Lever O/S</p>	 <p>S2151 Foot Board</p>
 <p>S2156 Oil & Clack Valve Guard</p>	 <p>S2157 Oil Guard</p>	 <p>S2158 Oil Guard for Flanged Bearing Housing</p>	 <p>S2201 Bearing Block O/S</p>
 <p>S2202 Bearing Block D/S</p>	 <p>S2203 Side Lay Clamping Lever D/S</p>	 <p>S2204 Side Lay Clamping Lever O/S</p>	 <p>S2205 Side Lay Bearing D/S</p>
 <p>S2206 Side Lay Bearing O/S</p>	 <p>S2208 Sliding Tube for Side Lay</p>	 <p>S2209 Shaft for Side Lay</p>	 <p>S2212 Side Lay Cam Lever D/S</p>
 <p>S2213 Side Lay Cam Lever O/S</p>	 <p>S2214 Side Lay Guide</p>	 <p>S2215d Guide Bearing O/S</p>	 <p>S2216 Side Lay Rocker Arm D/S</p>

S Part Numbers: S2217 to S2462



S2217
Pivot Bolt



S2218
Side Lay Lever D/S



S2219
Side Lay Lever O/S



S2220
Cam Roller Lever For
Clamp O/S



S2224f
Sheet Smoother Complete



S2228f
Side Lay Gauge Complete



S2230f
Bracket for Side Lay O/S



S2232
Side Lay Rocker Arm O/S




S2233f
Bracket for Side Lay D/S



S2236f
Sheet Smoother Finger



S2238
Sheet Smoother



S2244
Guide Block



S2246f
Sheet Smoother Complete



S2248
Spring Guide




S2250f
Sheet Smoother Complete



S2266f
Device to Prevent Double
Feeding Complete



S2403f
Roller Gauge



S2405
Delivery Side Table



S2406
T Bar Socket



S2420
Tommy Bar Straight



S2421
Tommy Bar Curved



S2435f
Side Table Leg Complete



S2461
Oil Gun Male



S2462
Oil Gun Female



SB1155
Impression Cam



SB1230
Impression Lever



SB1271
Roller Lever



SB1280
Stop



SB1281
Impression Lever



SB1283
Fork lever



SB1283L
Fork Lever



SB14184
Delivery Timing Flange



SB1769
Side Standard D/S



SB1901
Control Lever



SB1902
Impression Lever



SB1903f
Impression Lifting Lever Complete



SB1904
Connecting Rod



SB1906
Pivot Bolt Auto



SB1910
Lever



SB1925
Impression Linkage



SB1954
Guard



SB1967
Connecting Rod



SB1975
Pivot Bolt



SB1978
Tripping Cam



SB1981
Impression Index Bolt



SBB1185
Double Impression Gripper


























SBB1607f
Sucker Complete



SBB2056
Pull Push Rod

S Part Numbers: SBD0426 to SBD1

 <p>SBD0426 Cover Plate</p>	 <p>SBD0437 Brake Shoe Casting</p>	 <p>SBD0720 Bed Guide Block Rear</p>	 <p>SBD0726 Bed Guide Block Front D/S</p>
 <p>SBD0727 Bed Guide Block Front O/S</p>	 <p>SBD1127f Impression Gripper</p>	 <p>SBD1179 Connecting Lever</p>	 <p>SBD1342 Gripper Plunger</p>
 <p>SBD1384 Head Lay Stop Plate</p>	 <p>SBD1415 Delivery Chain Pair</p>	 <p>SBD1416 Delivery Chain Pair</p>	 <p>SBD1499 Chain Adjuster</p>
 <p>SBD14115 Stop</p>	 <p>SBD14116 Latch</p>	 <p>SBD14126 Drive Gear</p>	 <p>SBD14137 Lever D/S</p>
 <p>SBD14138 Lever O/S</p>	 <p>SBD14140 Side Jogger Bracket</p>	 <p>SBD14147 Delivery Side Jogger</p>	 <p>SBD14170 Suction Slowdown Motor Complete</p>
 <p>SBD14182 Suction Slowdown Gear with Flange</p>	 <p>SBD14185 Delivery Sheet Stop</p>	 <p>SBD1508 Worm Gear O/S</p>	 <p>SBD1509 Worm Gear D/S</p>

S Part Numbers: SBD1534 to SBD472.



SBD1523
Chain Wheel



SBD1534
Bracket



SBD1550
Worm Wheel Shaft O/S



SBD1551
Worm Wheel Shaft D/S



SBD1553
Chain Guide D/S



SBD1558
Chain Guide O/S



SBD15110
Rear Delivery Jogger Finger



SBD1650
Feed Gear with Shaft



SBD1659
Guide Pointer



SBD1725
Lever



SBD1726f
Pointer Lever



SBD1746
Feeder Ratchet Pawl Brake



SBD17118
Rear Delivery Jogger Handle



SBD1909
Cam



SBD1936
Side Lay Plate



SBD2204
Guide Trough for Side Lay



SBD2206
Retaining Plate For Pull Rail



SBD2242
Side Lay Pull Rail



SBD2279c
Side Lay Spring (Card)



SBD2279p
Side Lay Spring (Paper)



SBD20122f
Plate



SBD102.001
Motor Bracket



SBD472.026
Preloader Back Stop



SBD472.068
Feedboard Side Stantion

S Part Numbers: T0104 to T0309



T0104
Balancing Return Lever



T0106
Chase Latch



T0124
Shaft for Motor Bracket



T0136
Motor Bracket



T0142
Return Spring Fork



T0152
Shear Collar



T00207/T0208
Tympan Bar Long/Short



T0215
Toggle Pin



T0222
Pivot Bolt for Lay



T0224
Lever for Lay



T0227
Lay Bar



T0237
Lay Bar Adjust Screws



T0241f
Nickle Lay Gauge Left



T0242f
Nickle Lay Gauge Right



T0248
Shouldered Bolt



T0252
Paper Guide



T0264f
Brass Lay Gauge Left



T0265f
Brass Lay Gauge Right



T0276f
Auxillary Lay Gauge



T0278
Extended Side Lay Gauge



T0288
Tympan Clamp



T0306
Split Bronze Bearing



T0308
Bush



T0309
Toggle Bushes

S Part Numbers: T0310 to T1103

 <p>T0310 Toggle Pin</p>	 <p>T0403 Clutch Ring</p>	 <p>T0405 Clutch Lever</p>	 <p>T0410 Drive Shaft Complete</p>
 <p>T0453 Roller</p>	 <p>T0504 Cam</p>	 <p>T0513 Lever for Pump Drive</p>	 <p>T0514 Cam with Eccentric Pin</p>
 <p>T0629a Bearing for Roller Adjust</p>	 <p>T0629b Bearing for Roller Adjust</p>	 <p>T0698 Spring Catch</p>	 <p>T06105f Rubber Duck Blade</p>
 <p>T0703 Journal Box Flywheel Side</p>	 <p>T0704 Journal Box Pump Side</p>	 <p>T0901 Roller</p>	 <p>T1007 Delivery Standard</p>
 <p>T1008f Feed Standard</p>	 <p>T1009 Delivery Standard</p>	 <p>T1010 Delivery Table</p>	 <p>T1016f Feed Standard</p>
 <p>T1021 Bolt</p>	 <p>T1043 Guide Plate Right</p>	 <p>T1101 Ratchet Wheel</p>	 <p>T1103 Pawl for Ratchet Wheel</p>



T1104
Gear Wheel



T1105
Outer Clutch



T1107
Gear Wheel



T1109
Bolt



T1111
Gear Wheel



T1115
Shaft



T1116
Bracket for Table Lift



T1119
Gear Wheel



T1120
Gear Wheel



T1123
Hand Wheel



T1124
Crank Handle



T1127
Checking Pawl for
Ratchet Wheel



T1128
Shaft



T1201
Front Lay Standard



T1203
Tripping Spring Separator



T1218
Handle for Blower Lift



T1227
Knurled Screw 6mm



T1229
Spring Holder



T1235
Tripping Spring




T1249f
Sheet Separator Spring



T1301
Gripper Carrier



T1302
Gripper Lever



T1304f
Gripper Bar



T1307
Gripper Pin

S Part Numbers: T1310 to T1848

 <p>T1310 Shouldered Pin</p>	 <p>T1311 Roller for Gripper Opening</p>	 <p>T1314 Eye Bolt</p>	 <p>T1405 Bevel Gear Small</p>
 <p>T1406 Gripper Locking Disc And Shaft</p>	 <p>T1408 Index Lever</p>	 <p>T1412 Gripper Locking Pawl</p>	 <p>T1413 Cam for Gripper Opening</p>
 <p>T1421 Hexagon Screw</p>	 <p>T1424 Shouldered Pin</p>	 <p>T1437 Bevel Gear</p>	 <p>T1503 Maltese Cross</p>
 <p>T1609f Air Cylinder Valve Complete</p>	 <p>T1622 Plunger for Air Valve</p>	 <p>T1648f Cut Out Lever Inner With Spring</p>	 <p>T1678 Red Sucker Bar Slide</p>
 <p>T1688 Yellow Sucker Bar Slide</p>	 <p>T1811 Gasket</p>	 <p>T1816 Valve Spring</p>	 <p>T1817 Plate for Valve Spring</p>
 <p>T1820f Relief Valve</p>	 <p>T1833 Bush for Pump Base</p>	 <p>T1844f Air Filter</p>	 <p>T1848 Felt Ring</p>

S Part Numbers: T1850 to T22



T1850
Packing Gasket



T1901f
Clutch Control Lever



T1910
Guide Pin for Clutch Cone



T1935
Clutch Engagement Stop



T2001
Bearing Bracket for
Frisket Bar



T2002
Frisket Bar



T2003f
Guard Bracket Complete



T2006a
Frisket Finger



T2009
Cross Frisket



T2010
Screw Fixing Frisket



T2012
Plate Fixing Frisket



T2016
Frisket Finger Narrow



T2019
Holder for Frisket Bar



T2020
Frisket Finger Right



T2028
Double Cross Frisket



T2105
Face Guard Plate



T2147
Cap



T2148
Bowden Cable Inner



T2148f
Bowden Cable Complete



T2155
Jogger Complete



T2206f
Feed Bar with Key



T2212
Guide Piece



T2214
Holder



T2219
Feed Weight

S Part Numbers: T2416 to T1304f

 <p>T2416 Box Spanner</p>	 <p>T2501 Impression Counter</p>	 <p>T3005 Flywheel Guard</p>	 <p>T3008 Flywheel Guard Rear</p>
 <p>T6001 V Drive Belt</p>	 <p>T6014 Motor Pulley Spring</p>	 <p>LS1020 T Cutting Plate</p>	 <p>GT0215 Toggle Pin</p>
 <p>GT0227 Lay Bar</p>	 <p>GT0273 Lever</p>	 <p>GT0290 Cam Piece</p>	 <p>GT0306 Split Bronze Bearing</p>
 <p>GT0307 Toggle Pin</p>	 <p>GT0308 Bush</p>	 <p>GT0309 Toggle Bushes</p>	 <p>GT0403 Clutch Ring</p>
 <p>GT0450 Angle Lever</p>	 <p>GT0513 Lever for Pump Drive</p>	 <p>GT1043 Guide Plate Right</p>	 <p>GT1047 Guide Plate Left</p>
 <p>GT1116 Bracket for Table Gear</p>	 <p>GT1229 Spring Holder</p>	 <p>GT1301 Gripper Carrier</p>	 <p>GT1304f Gripper Bar</p>

S Part Numbers: GT1405 to GTP56107



GT1405
Bevel Gear Small



GT1413
Cam for Gripper Opening



GT1437
Bevel Gear



GT1678
Red Sucker Bar Slide



GT1688
Yellow Sucker Bar Slide



GT1701
Impression Handle



GT1712f
Guide Piece for Impression
Lever



GT1718
Box Spanner



GT1724
Shear Pin Bolt



GT1834
Packing Gasket



GT1935
Clutch Engagement Stop



GT2104f
Face Guard Complete




GT3005
Flywheel Guard



GT3008
Flywheel Guard Rear



GT6001
V Drive Belt



LS1020
GT Cutting Plate



GTP5624f
Guide Bar



GTP5626f
Turner Bar Long



GTP5628f
Turner Bar Short



GTP5675
Shackle



GTP5679
Sprocket



GTP5690
Bearing Bracket



GTP5691
Pivot Stud for Nip
Roller Control



GTP56107
Hand Wheel



KS0153
Sliding Guard



KS0156
Crank Guard



KS0157
Crank Guard



KS1285f
Brush Actuator Complete



KS1403f
Chain Gripper Bar



KS1510
Delivery Trolley



KS1539
Delivery Wire Rope



KS1548
Jogger Bracket D/S



KS1549
Jogger Bracket O/S



KS1763
Feed Board



KS1766
Locking Bolt



KS1767
Locking Bolt



KS17100
Centre Divider



KS2030f
Travelling Gripper



KS2203f
Side Guide Lay



KS100.048f
Motor Pulley



KS201.006f
Centre Lay O/S



KS201.007f
Centre Lay D/S



KS2113f
Delivery Guard



KS21276
Pawl



KSZ1965f
Spring Housing



KSZ1977
Lever



























RZ114 SBD
Impression Gripper Spindle



RZ1116 SBD
Impression Gripper Spindle

S Part Numbers: Electrical and Tool

 <p>LS2001 Electric Panel</p>	 <p>LS2002 Cooling Fan</p>	 <p>LS2003 Motor</p>	 <p>LS2004 SBD Motor</p>
 <p>LS2005 Compressor</p>	 <p>LS2006b Speed Controller 12 Switch</p>	 <p>LS2007 Speed Controller Shaft</p>	 <p>LS2008 Original Speed Controller</p>
 <p>LS2009 Trip Solenoid</p>	 <p>LS2010 Trojan Guard Switch</p>	 <p>LS2012 Bottle Fuses</p>	 <p>LS2013 Delivery Lamp Bulb</p>
 <p>Tool Kit</p>	 <p>2 mm Key</p>	 <p>Die Clip Key</p>	 <p>Dog Spanner</p>
 <p>Insert for Die Clip Key</p>	 <p>Oil Can</p>	 <p>Quoin Key</p>	 <p>S2403f Roller Gauge</p>
 <p>S2420 Tommy Bar</p>	 <p>S2421 Tommy Bar</p>	 <p>S2461 Oil Gun Male</p>	 <p>S2462 Oil Gun Female</p>

S Part Numbers: Consumables 1



LS1001
Beige Sucker



LS1002
Red Sucker



LS1003
Grey Cupped Sucker



LS1004
Black Winged Sucker




LS1005
Assorted Furniture




LS1006
Quoin




LS1007
Die Clips




LS1017
Cutting Jacket




LS1018a
1 mm Bed Plate




LS1018b
1.5 mm Bed Plate




LS1019a GTP
Cutting Plate 2 mm



LS1019b GTP
Cutting Plate 2.5 mm



LS1019c GTP
Cutting Plate 3 mm



LS1020a T
T Cutting Plate



LS1021 GT
Cutting Plate Behind Chase




LS1022
Badge Kit



LS1025a
Sheet Separator 45°



LS1025b
Sheet Separator 90°



LS1033
Metal Side Table



T0244
Lay Pin



T0246a
Lav Pin



T0246b
Lav Pin



T0246c
Lav Pin



T0246d
Lav Pin

S Part Numbers: Consumables 2



GT1678
Red Sucker Bar Slide




GT1688
Yellow Sucker Bar Slide



P5011
Oil Tank Sight Glass



S1539
Delivery Wire Rope



T1634f
Hose Set Complete



S1785
Holder for Sheet Separator



S2131
Flywheel Guard



T0241f
Nickle Lay Gauge Left



T0242f
Nickle Lay Gauge Right



T0264f
Brass Lay Gauge Left



T0265f
Brass Lay Gauge Right



T0276f
Auxillary Lay Gauge



T1203
Tripping Spring Separator



T1235
Tripping Spring



T1249f
Sheet Separator Spring



T1678
Red Sucker Bar Slide



T1688
Yellow Sucker Bar Slide



Honeycombe Clip 0



Honeycombe Clip 1



Honeycombe Clip 2



Honeycombe Clip 3



Honeycombe Clip 4



Levelling Compound



Machine Oil

S Part Numbers: S0001 to S0305b

 <p>S0001 Drive belt</p>	 <p>S0101 Main machine Base</p>	 <p>S0105 Guide Frame</p>	 <p>S0106 Lower Bed Drive Rack</p>
 <p>S0108-09 Rack Carrier</p>	 <p>S0112 Roller</p>	 <p>S0115 Guide Plate for Bottom Bed Rack</p>	 <p>S0117 Rack Carrier</p>
 <p>S0123 Front Motor Bracket</p>	 <p>S0124 Rear Motor Bracket</p>	 <p>S0127 Guide Flange</p>	 <p>S0134 White Metal Bearing for Crank</p>
 <p>S0156f Crank Cam Guard D/S</p>	 <p>S0157f Crank Cam Guard O/S</p>	 <p>S0165 Guard for Rack Inspection</p>	 <p>S0201 Oil Pump Top</p>
 <p>S0202 Oil Pump Body</p>	 <p>S0203 Oil Pump Plunger</p>	 <p>S0206 Oil Pump Gear</p>	 <p>S0208 Oil Filler Cap</p>
 <p>S0301 Con Rod</p>	 <p>S0301.001 Head Bar</p>	 <p>S0301.002 Lock In Bar</p>	 <p>S0305b Bearing for Pinion Wheel</p>